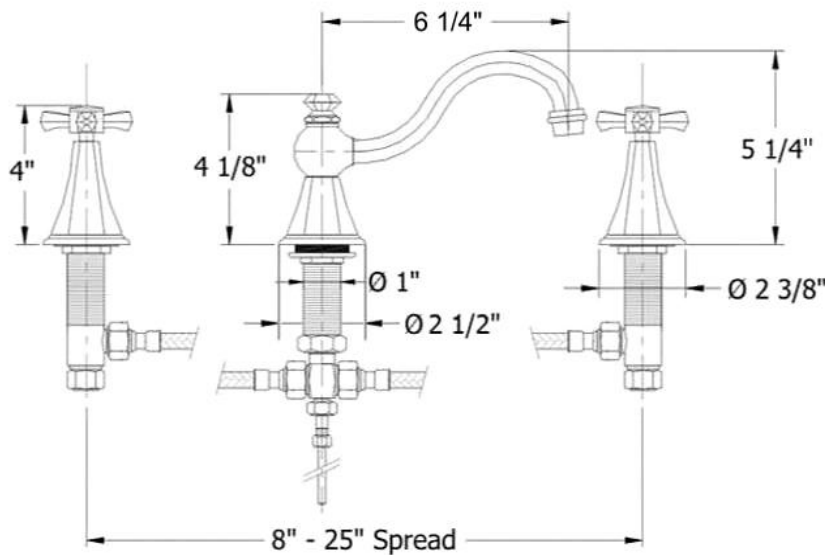


# 3602 - 'Monarque' Widespread Lavatory Set



## Technical Information

- NSF / ANSI 61 & 372 / ASME A112.18.1 / CSA B125.1 / CEC AB1953 / WATERSENSE certified.
- Uses Flühs ceramic cartridges.
- Includes 1 1/4" drain assembly.
- Requires 1 1/4" hole drilling.
- Swiveling spout.
- 6 1/4" spout projection.
- Maximum flow rate is 1.2 GPM / 5.45 L / mn with new low flow restrictor.
- Available finishes are French Weathered Brass (47), Polished Chrome (48), SoliBrass (49), Lacquered Matte Black Nickel (50), Old Gold (52), Old Silver (53), Polished Brass (55), Polished Nickel (56), Brushed Nickel (57), Satin Nickel (60), Antique Lacquered Copper (67), Antique Lacquered Brass (68), Weathered Brass (70), Lacquered Polished Black Nickel (71) and Lacquered Polished Copper (80).
- Please See Cleaning Instructions: <http://herbeau.com/CleaningAll.pdf> For Finish Care and Maintenance Information.

Part #	Description
01	Ceramic Insert
02	Monarque Insert Holder
03	Handle Screw
04	Monarque Horizontal Handle Stem
05	Monarque Handle Center
06	Vertical Handle Stem
07	Pyramid Body
08	1/2 Turn Ceramic Cartridge – Ecobross
09	Escutcheon
10	Flat Rubber Washer
11	Metal Ring & Rubber Washer
12	Rubber O-Ring
13	Brass Hex Nut
14	Valve Body – Ecobross
15	1/2" Washer
16	Flexible Hose F-F
17	Knob for Pop-Up
18	Pop-Up Rod Only
19	Finished Nut
20	Finished Washer
21	Monarque Spout 6 1/4"
22	Aerator Washer
23	Aerator Filter
24	Aerator Cover
25	Spout O-Ring
26	Monarque Body Mixer
27	Threaded Stem
28	3/4" Washer
29	T-Assembly – Ecobross
30	Rubber O-Ring
31	Brass Nut
32	Copper Supply Tube
33	Rubber O-ring
34	Nut
35	Pop-Up Assembly Only
36	Horizontal Pop-Up Rod
37	1/2" Adapter
38	Connectors for Pop-Up Assembly Rod
91	Monarque Insert Assembly
92	Monarque Handle Assembly



U.P. Code  
NSF-61/9-G  
ASME A112.18.1/CSA B125.1



Certified by  
NSF International

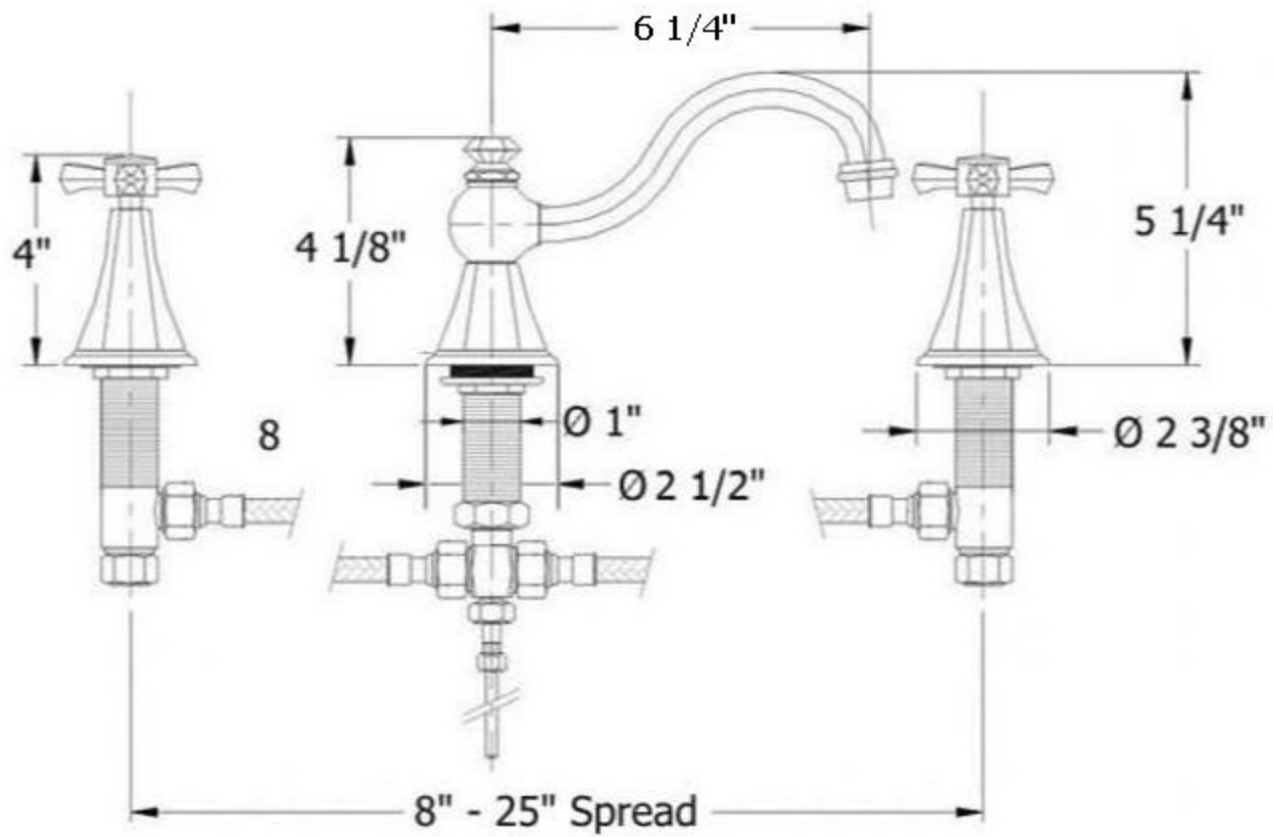
Please follow example when ordering parts for 'Monarque' Widespread  
Lav. Set

- To order part #21 – Monarque 6 1/4” Spout
  - 950155xx
- Please substitute finish number needed in place of xx

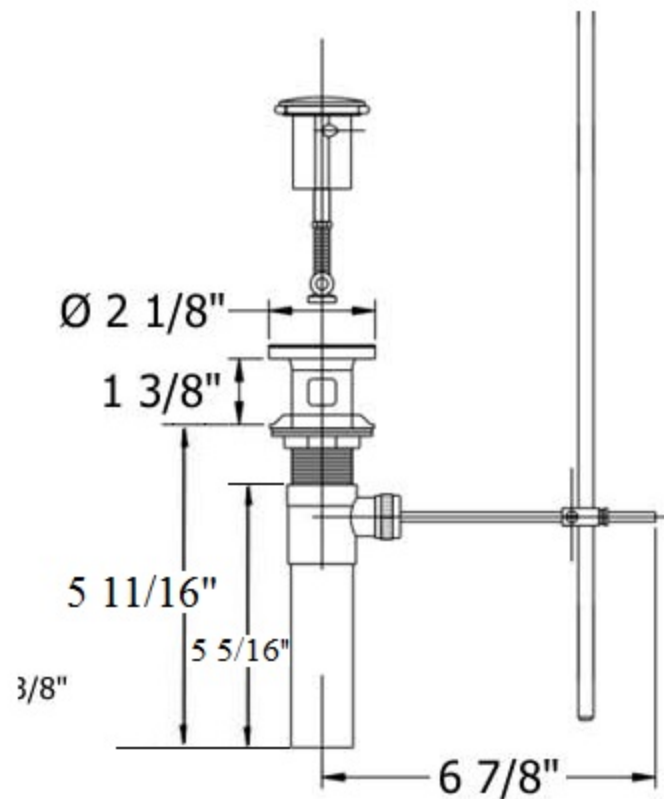


**Herbeau**<sup>®</sup>  
L'Art du Sanitaire depuis 1857

# 3602 - 'Monarque' Widespread Lav. Set



Hole Drilling = 1 1/4"



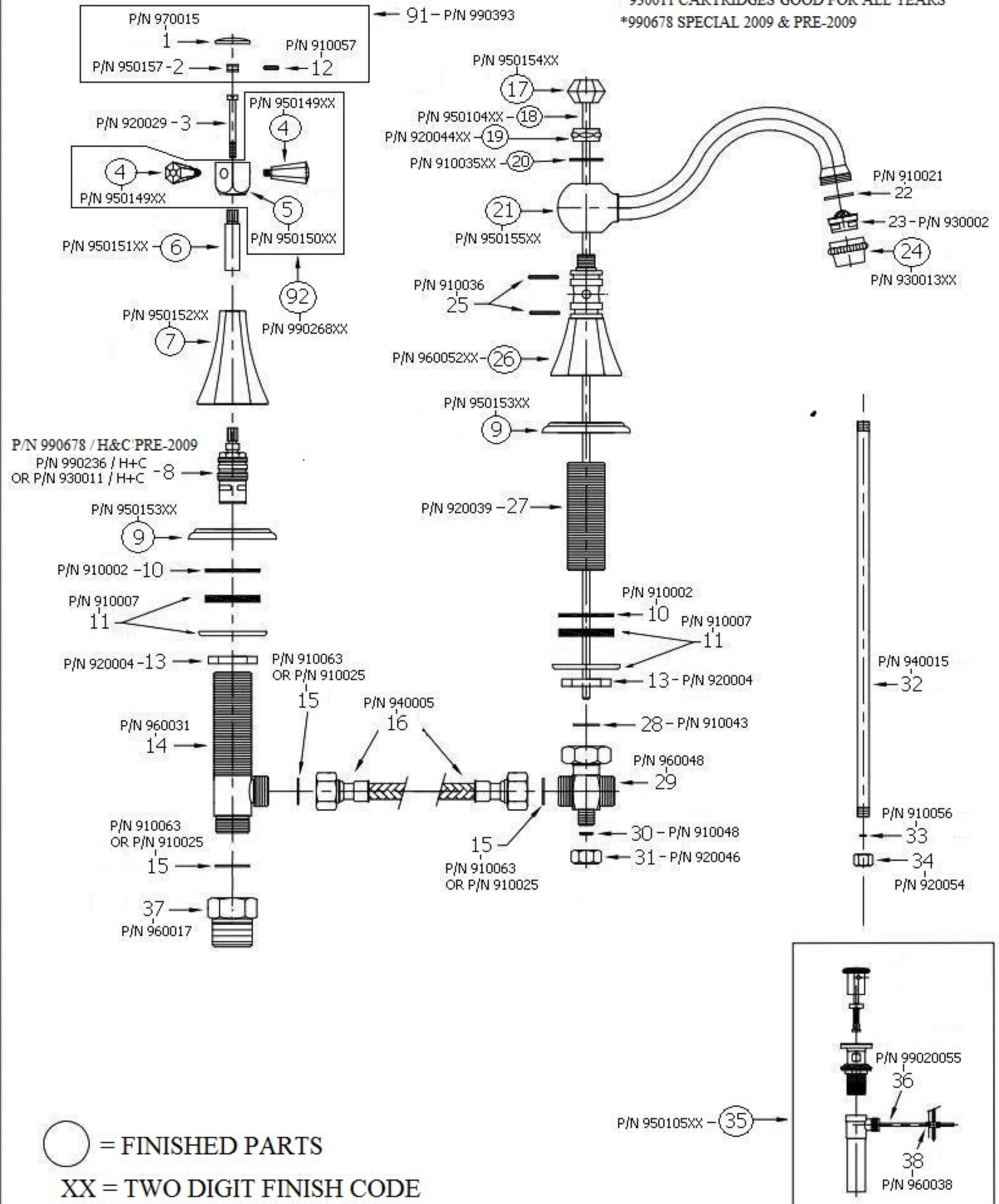
# 3602 - 'Monarque' Widespread Lav. Set

\*P/N = PART NUMBER

\*990236 CARTRIDGES FOR FIXTURES MADE AFTER 2009.

\*930011 CARTRIDGES GOOD FOR ALL YEARS

\*990678 SPECIAL 2009 & PRE-2009



○ = FINISHED PARTS

XX = TWO DIGIT FINISH CODE